



Crochet Flower & Heart

Materials

Yarn
5mm Crochet Hook
Scissors
Stitch Marker (optional)

Abbreviations

CH - Chain
SC - Single Crochet
DC - Double Crochet
HDC - Half Double Crochet
TR - Triple Crochet
MC - Magic Circle
SS - Slip Stitch

Heart Pattern

Make a MC, CH2.

2DC into the MC.

2HDC into the MC.

CH1, HDC into MC, CH1.

2HDC into MC.


2DC into MC.

CH2, SS into the MC.

Pull the MC tail end tight to close the circle & reveal the crochet heart.

Fasten off and leave a long tail of yarn so you can attach it to your crochet projects.

For a bigger heart, hold 2 strands of yarn & use a 6mm Hook.




Flower Pattern

CH 4, SS into the 1st chain to make a circle
OR use the magic circle method. *(All the stitches are worked into the centre circle.)*

CH1, 4TC, 1SC. Repeat *to* 4 more times so you have 5 petals.


SS to the very first SC. Fasten off and leave a long tail of yarn so you can attach it to your crochet projects.



 @Rags2RichesUAE

 @rags2richesuae

 info@ragstoriches.ae

 +971 522924850

 Rags to Riches sewing.

 www.ragstoriches.ae